

Ceiling

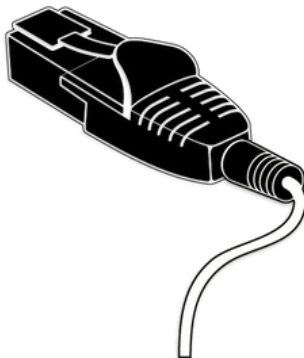

Quickstart Guide



1

Connect your Ceiling

Plug-in your Ceiling unit and connect it to the network



2 Find your unit

Identify the Ceiling unit you want on the network & select it via the Stem ecosystem platform



3 Name your unit

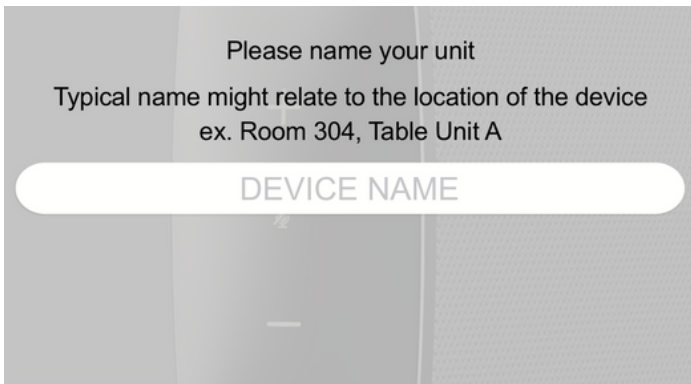
Give your Ceiling unit a name

(Ex. Medium Conference Room -Ceiling 1)

Please name your unit

Typical name might relate to the location of the device
ex. Room 304, Table Unit A

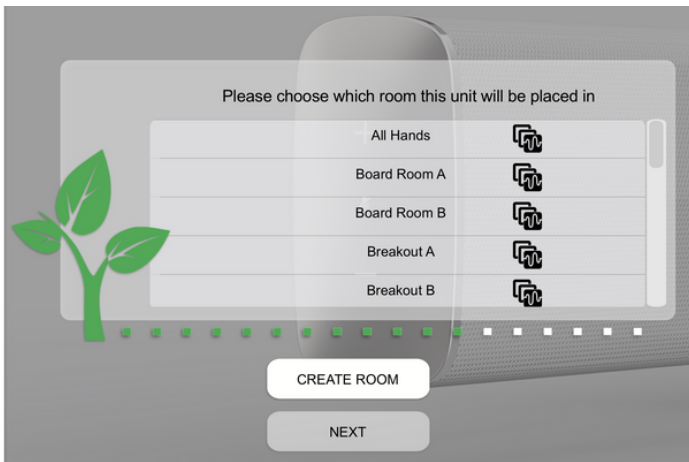
DEVICE NAME



4

Give it a home

Create a new room or choose which room this unit will be placed in via the Stem ecosystem platform



Need some help?

Email: customerservice@stemaudio.com

Telephone: (949) 877-STEM (7836)

Product User Manuals:

stemaudio.com/manuals

